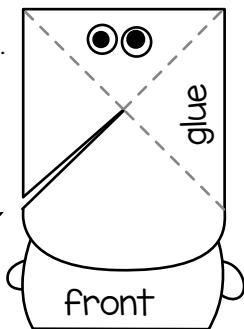
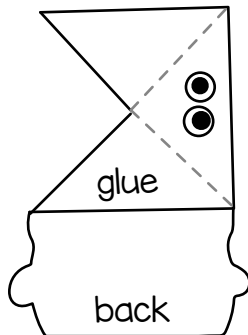


Cut along the outline.
Also cut along
the full diagonal line.


Make folds
along the
dashed lines.




Flip the bookmark
and fold the top
part.



Flip again
and fold.

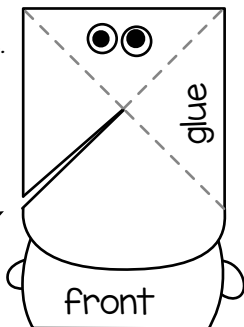


And flip again, apply glue
on the area marked with
the word glue and stick
the last triangle.

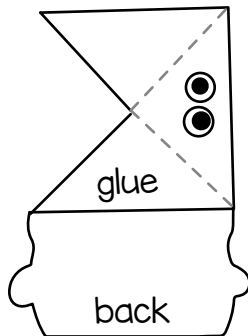


Cut along the outline.
Also cut along
the full diagonal line.


Make folds
along the
dashed lines.



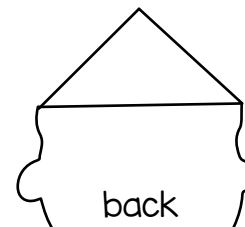
Flip the bookmark
and fold the top
part.



Flip again
and fold.

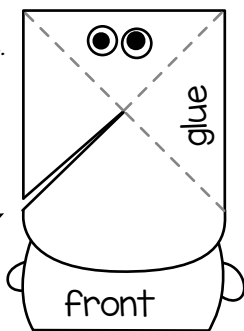


And flip again, apply glue
on the area marked with
the word glue and stick
the last triangle.

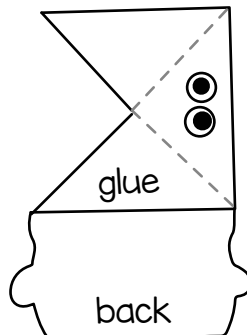


Cut along the outline.
Also cut along
the full diagonal line.


Make folds
along the
dashed lines.



Flip the bookmark
and fold the top
part.



Flip again
and fold.



And flip again, apply glue
on the area marked with
the word glue and stick
the last triangle.

